

# BEKY-CII series



**Barudan**  
THE MOST ADVANCED EMBROIDERY MACHINE SINCE 1959

## Accessories



Wide Cap Frame




Pocket Frames



Frames for Finished Products




Sequin Device



Loop & Cord Device as Looping



Loop & Cord Device as Cording



Laser Pointer



Signal Tower



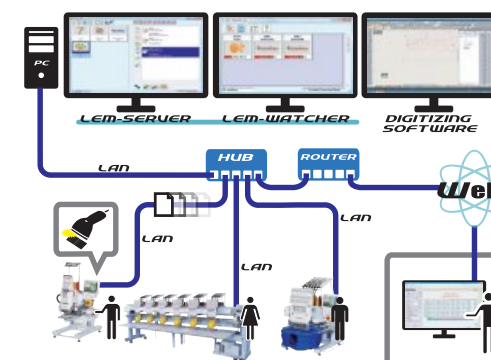
Bobbin Winder (BN-IIIe)

*LAN compatible automat for easy networking.*

## LEM Server System (option)

*Quick and Easy Design Transfer to Machines using a Barcode Scanner.*

- Able to connect up to 100 Barudan machines.
- Production Efficiency Reporting is available on the LEM Pro version and is even accessible from anywhere via the web.
- "Report" what head on which machines need maintenance.
- "See" what your machines are producing even from home.
- "Know" which employees and machines are more productive.



## BARUDAN CO., LTD.



■ Sales Headquarter  
20 Tsukagoshi, Josuiji, Ichinomiya-city, Aichi-pref.,  
491-0004 Japan  
Phone +81 586-76-1137  
Fax +81-586-77-1499  
URL <http://www.barudan.co.jp/>  
E-mail [info@barudan.co.jp](mailto:info@barudan.co.jp)

Agent:



# High Spec Drop Table Machine with Servo Motor


The perfect machine for any size order.  
Compact, Fast & Reliable.



MODEL  
BEKY-S1506CII



*New thread tensioning system ensures better tensioning and faster threading.*



*New trimming system with a narrow cylinder arm allows more room to embroider shirt pockets, socks and smaller items.*



- Touch screen (10.4 inch, Resolution 800×600)
- Ability to register shortcuts into multiple groups
- Customizeable Display
- Easy icon-based operation
- LAN Connector Standard, 1×COM Port & 2×USB Ports, 1×Remote Controller Connector
- 70 million stitch capacity, 100 memory locations

Machine Specifications / Main Dimensions

MODEL	Embroidery Area (mm)	Needle Distance (mm)	Number of Needles	Stitch Length (mm)	Speed (rpm)		Power Supply (v)	Power Consumption (kw)	Dimensions (mm)		
					(Tubular Frame)	(Cap Frame)			L	W	H
BEKY-S1502CII	450×520／520	520	15	0.1～12.7	200～1100	200～1000	1φ100～240 3φ200～415	0.35	2045	1245	1690
BEKY-S1504CII	450×380／380	380							2385		
	450×520／520	520							3085		
BEKY-S1506CII	450×380／380	380							200～1000		
	450×520／520	520			4125						
BEKY-S1508CII	450×380／380	380			200～1000	0.4		3905			
	450×520／520	520	5265								

Note 1 : The embroidery area indicated above allows for maximum pantograph movement. The frame used may restrict the actual embroidery field size.

Note 2 : Machines and Specifications are subject to change at any time without prior notice.

